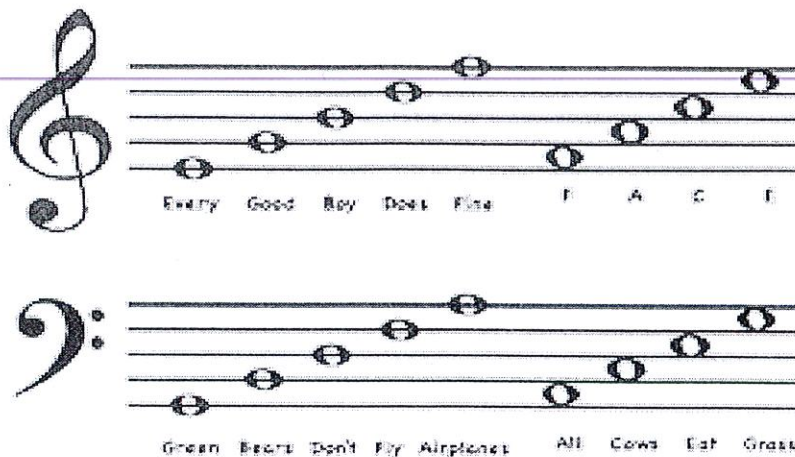


Ms. Brooks

Summer Packet

## How To Read Notes



Please make your own sentences with these letters:

FACE

\_\_\_\_\_

EGBDF

\_\_\_\_\_

ACEG

\_\_\_\_\_

GBDFA










\_\_\_\_\_

In the next box, find the name of each note and then write the note as many times as you can, in the box next to the name. choices: (whole note, half note, quarter note, eighth note, pair of eighth notes)

# Drawing Notes































Trace each note and copy it into your book 10 times. Be sure to write the stem on the correct side.

name each note. write as many times as possible.

Note	Name	Copy 10 Times
		
		
		
		
		
		
		
		
		

Use this for the  
next page.

# Rhythm Pyramid Notes


	Whole Note = 4
 	Half Note = 2
   	Quarter Note = 1
       	Eighth Note = $\frac{1}{2}$
              	Sixteenth Note = $\frac{1}{4}$




Name the note:

**NoteBusters**


**Section 3 | Exercise 1**



1.



2.



3.




























Completed On: \_\_\_\_\_ Number Correct: \_\_\_\_\_ / 24

Copyright © 2012 Top Clef Publishing  
SAMPLE ONLY – COPYRIGHTED MATERIAL

# Music Subtraction! 1

From the number of beats given in the rhythm, then subtract.

WRITE THE NUMBER OF BEATS NEXT TO THE RHYTHMS, THEN SUBTRACT.

1.		-		=		_____
2.		-		=	_____	_____
3.		-		=		_____
4.		-		=	_____	_____
5.		-		=		_____
6.		-		=	_____	_____
7.		-		=		_____
8.		-		=		_____
9.		-		=		_____
10.		-		=		_____